



Authorized Reseller of

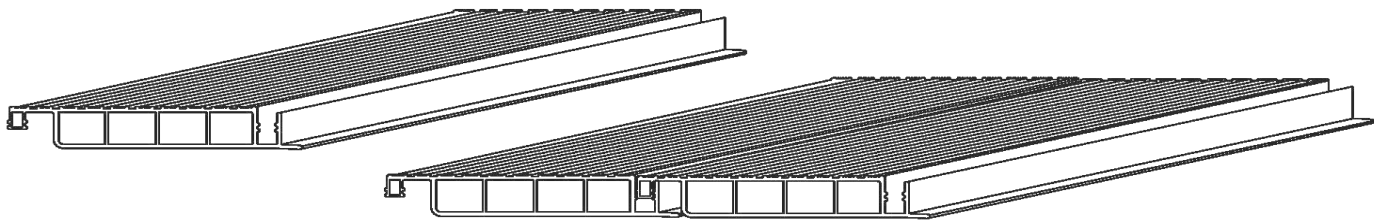


GORILLA DECK® INSTALLATION MANUAL

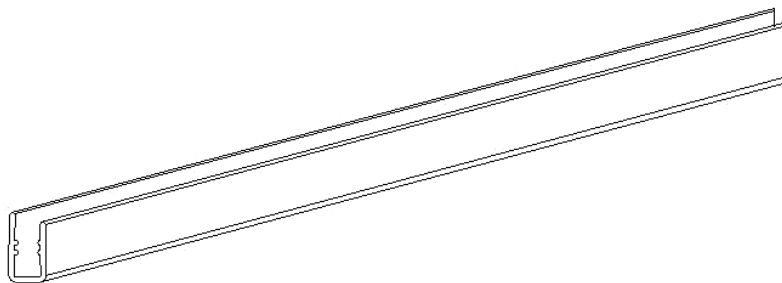
Patent Number 6,324,796

GORILLA DECK® INSTALLATION INSTRUCTIONS


1. The following installation instructions are to be used for ICC, IRC, and IBC Building Code construction and fabrication of Homeland Vinyl Products, Inc. Decking Products.
2. The patented deck boards will interlock to not allow openings between the decking.



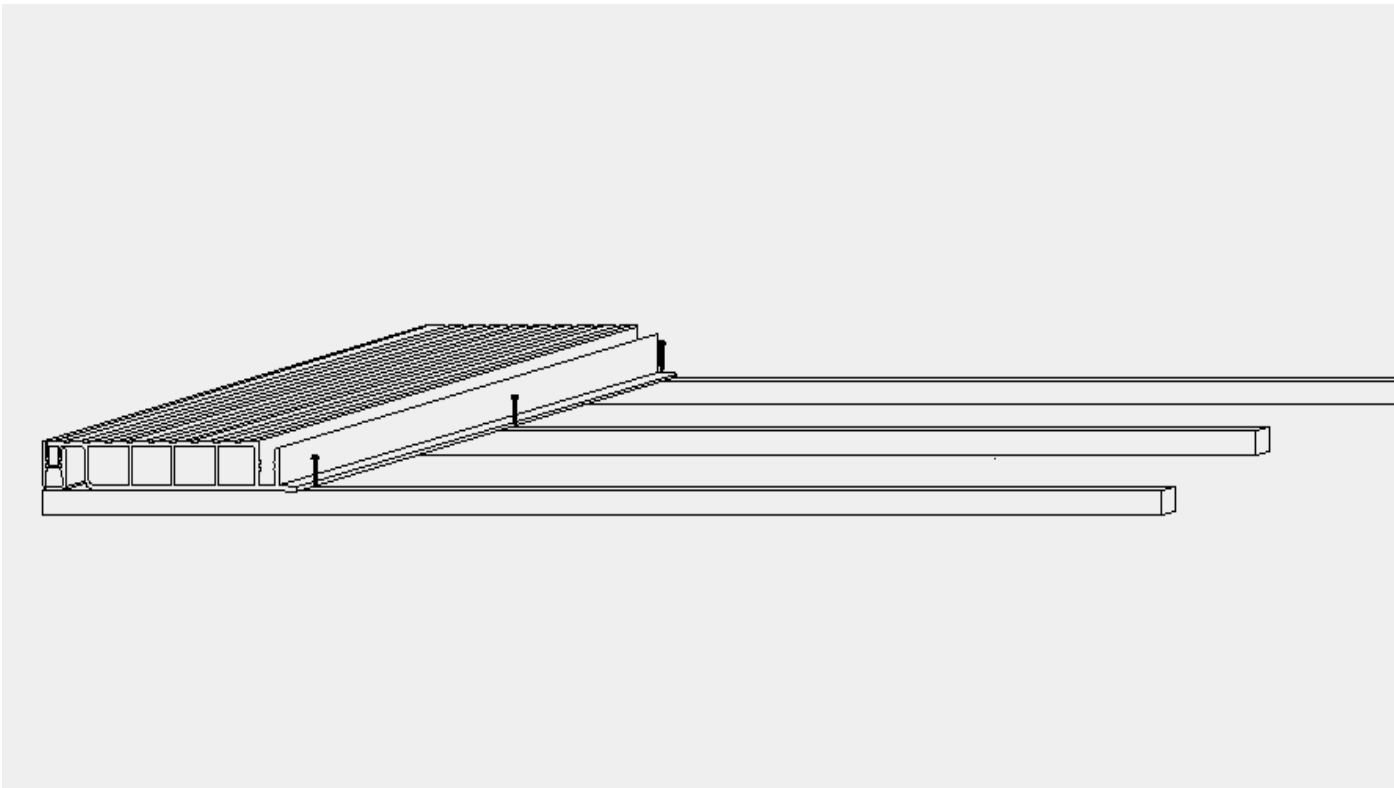
3. Start with a Gorilla Deck® Starter Strip:



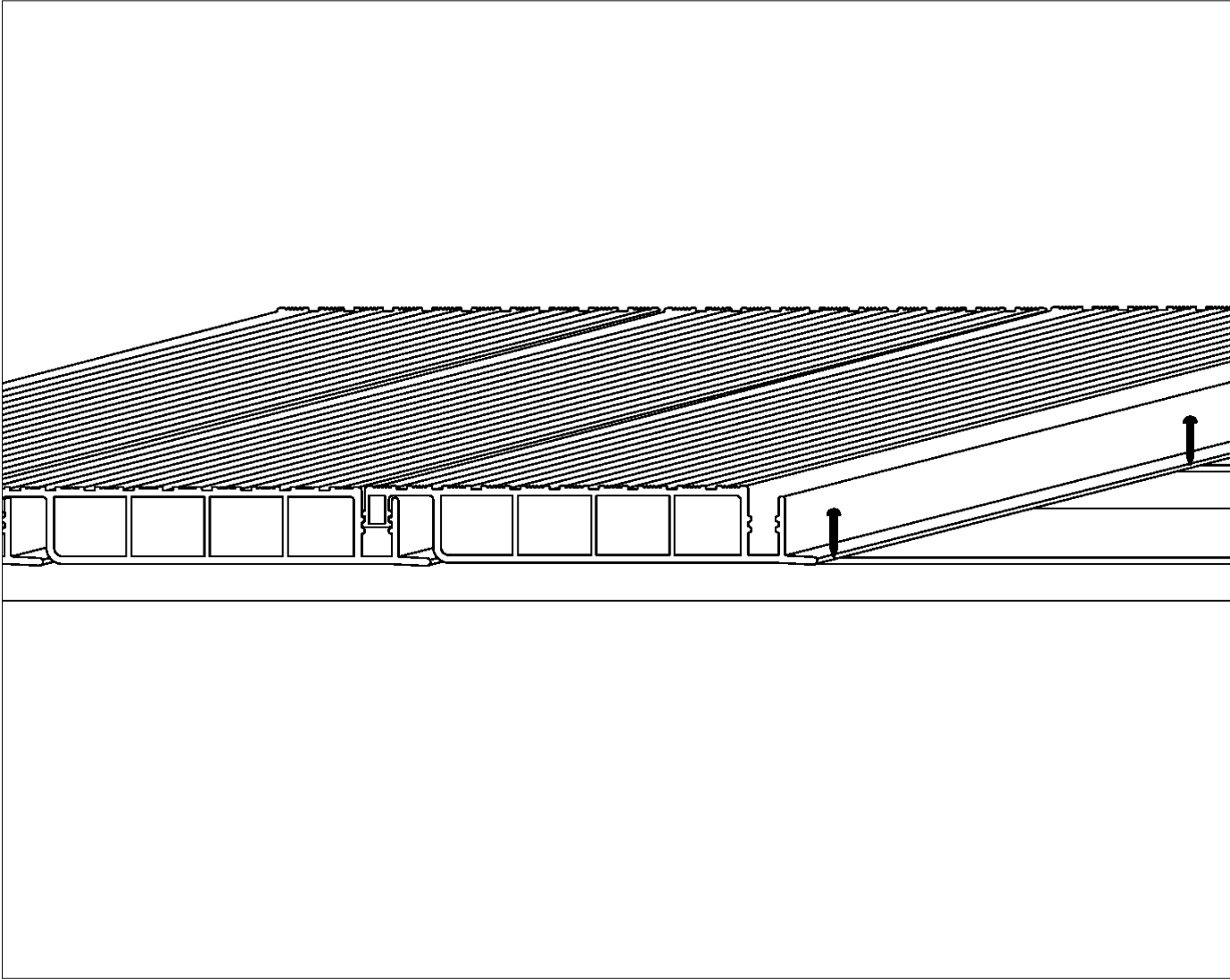
4. Pre-drill holes at joists through the Gorilla DECK® Starter Strip on (16"-24" centers) and install with # 8 x 1-1/2" stainless steel screws. Homeland Vinyl Products, Inc. recommends 16" centers.



5. Snap the first Gorilla Deck® Board into the starter strip, pre-drill holes in decking and secure deck board with the # 8 x 1-1/2" stainless steel screws.

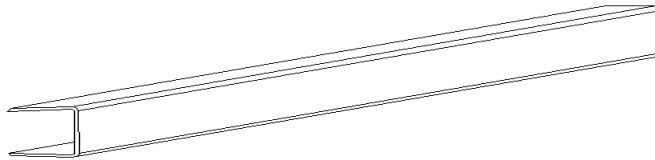


6. The remaining pieces of decking are installed in the same manner until completed.

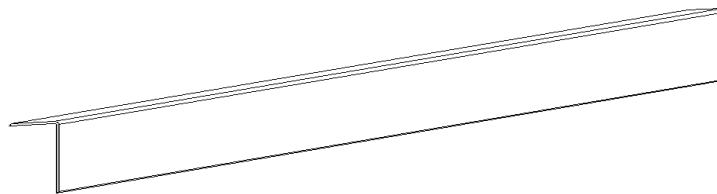


7. The Gorilla Deck® System is completed with decorative finishing trim components:

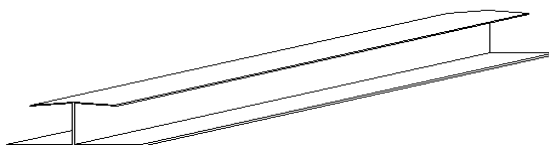
The Gorilla Deck® Finish Trim Strip



The Gorilla Deck® Fascia:



The Gorilla Deck® Splice:



Traceability of Products

The following procedures are for the fabrication and installation of Homeland Vinyl Products, Inc. Gorilla Deck® assemblies to be used in Building Code compliance including the ICC, IRC, and IBC applications.

The completed Deck installation must have a method of traceability back to both the Installation and Fabrication instructions provided by Homeland Vinyl Products, Inc. and each component must be able to be identified as manufactured under Homeland Vinyl Products, Inc. Quality Assurance System.

Alterations of the assembled Deck or the use of products not listed in Homeland Vinyl Products, Inc. ICC report will not be considered as meeting the Building Code requirements.

The Homeland Vinyl Products, Inc. Bar Code label and the accompanying ICC label must be retained for proof to the building code officials that the Gorilla Deck® was fabricated with the correct materials.

The fabrication: cutting, routing, and all other steps must have a written record to show that the provided Installation and Fabrication instructions were followed.

- ✓ Do you have a copy of the Fabrication and Installation Manual?
- ✓ Do you have a record that the Deck fabricated and installed is the same as in the Manual?
- ✓ Do you have the Homeland Vinyl Products, Inc. bar code and ICC labels from the Lineals purchased?

You will need each of the above to provide to the Building Code Inspector that the completed Gorilla Deck® is Code Compliant.